

1 2 3 4 5

D

D

C

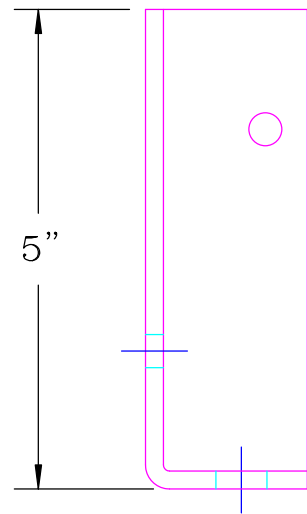
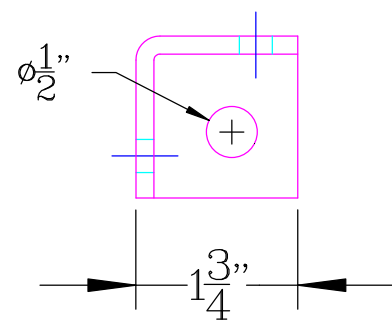
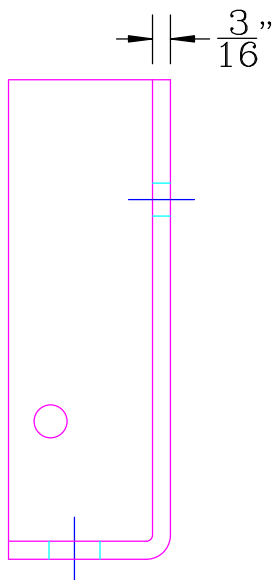
C

B

B

A

A



PLEASE NOTE:
ANGLE CLIP IS USED FOR
ATTACHING TRACK HANGER CLAMPS
TO ANGLE IRON.

ITEM	PART NO.	DESCRIPTION	QUANTITY
BRIDGEVEYOR			
OVERHEAD SYSTEMS LTD			
www.bridgeveyor.com			
DRAWN BY: R.G.		DRAWING NAME: ANGLE CLIP	
DATE: JANUARY, 2003	APPRD BY:	PART NUMBER: AC-120	DRAWING NUMBER:
SCALE: NTS			REV

REV	DATE	DESCRIPTION	REV'D BY
A	02/06/03	INITIAL RELEASE	AB

This document contains information proprietary to Bridgeveyor Systems and no part of this drawing shall be reproduced or disclosed to others or used for any purpose other than that for which it was furnished without prior written permission from Bridgeveyor.

DRAWING FOR CONCEPT PURPOSES ONLY
DIMENSIONS MAY VARY

1 2 3 4 5