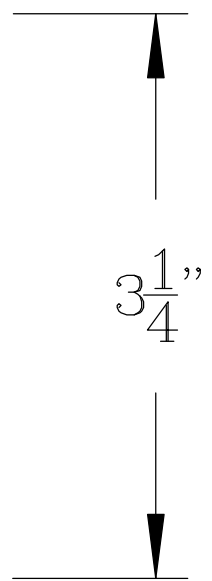
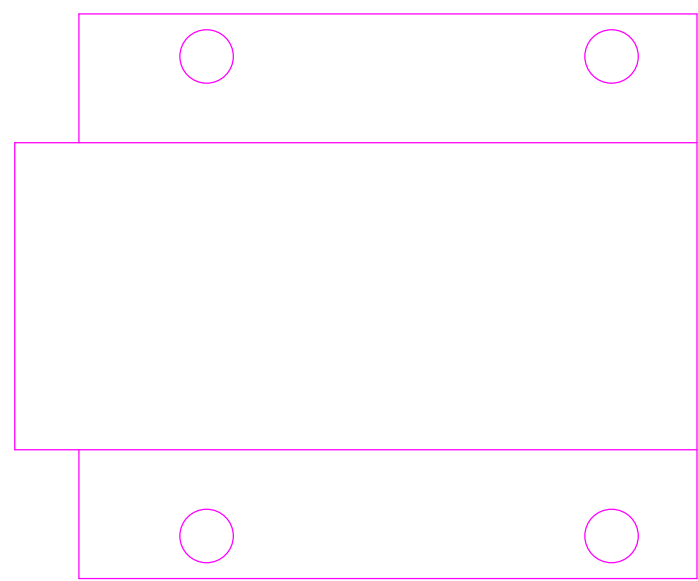
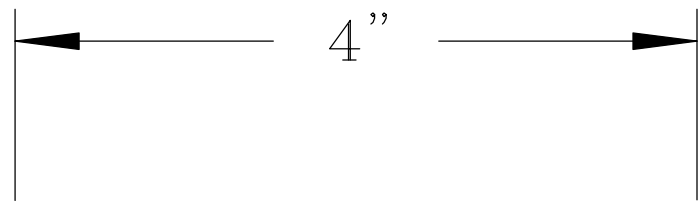




1 2 3 4 5



D  
C  
B  
A

D  
C  
B  
A

DRAWING FOR CONCEPT PURPOSES ONLY  
DIMENSIONS MAY VARY

A	02/06/03	INITIAL RELEASE	AB
REV	DATE	DESCRIPTION	REV'D BY
This document contains information proprietary to Bridgeveyor Systems and no part of this drawing shall be reproduced or disclosed to others or used for any purpose other than that for which it was furnished without prior written permission from Bridgeveyor.			

ITEM	PART NO.	DESCRIPTION	QUANTITY
<b>BRIDGEVEYOR</b> <b>OVERHEAD SYSTEMS LTD</b>			
<a href="http://www.bridgeveyor.com">www.bridgeveyor.com</a>			
DRAWN BY	R.G.	DRAWING NAME:	HOLD DOWN COVER
DATE	JANUARY, 2003	PART NUMBER:	D-2000-13
APPR'D BY		DRAWING NUMBER:	
SCALE	NTS	REV	

1 2 3 4 5