

D

D

C

C

B

B

A

A

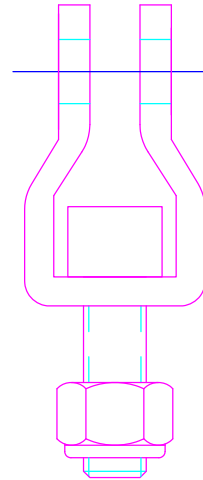

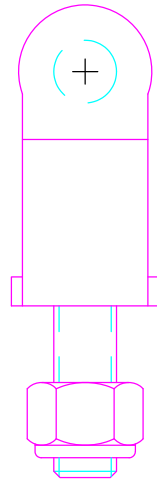
1

2

3

4

5



DRAWING FOR CONCEPT PURPOSES ONLY
DIMENSIONS MAY VARY

A	02/06/03	INITIAL RELEASE	AB
REV	DATE	DESCRIPTION	REV'D BY
This document contains information proprietary to Bridgeveyor Systems and no part of this drawing shall be reproduced or disclosed to others or used for any purpose other than that for which it was furnished without prior written permission from Bridgeveyor.			

ITEM	PART NO.	DESCRIPTION	QUANTITY
BRIDGEVEYOR			
OVERHEAD SYSTEMS LTD			
www.bridgeveyor.com			
DRAWN BY: R.G.		DRAWING NAME: BRACING CONNECTOR (ONLY)	
DATE: JANUARY, 2003	APPR'D BY:	PART NUMBER: SB-350	DRAWING NUMBER: REV
SCALE: NTS			

1

2

3

4

5